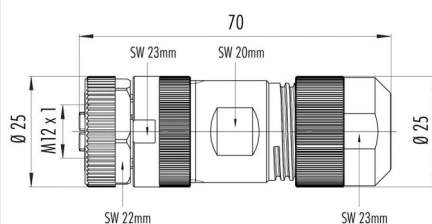


Product description	<b>M12-L female angled connector, Contacts: 4+FE, 8.0 - 13.0 mm, not shielded, screw clamp, IP67, M12x1.0, for the power supply</b>
Area	<b>M12-L series 823</b>
Order number	<b>99 0640 58 05</b>

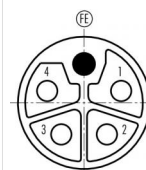
## Illustration



## Scale drawing



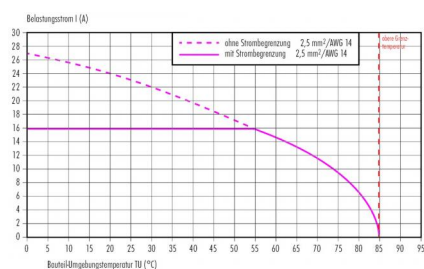
### Contact arrangement (Plug-in side)



	X	Y
1	2,80	0,91
2	1,73	-2,38
3	-1,73	-2,38
4	-2,80	0,91
FF	0,00	2,94

1	brown
2	white
3	blue
4	black
FE	grey

## Derating curve



## Technical data

## General values

Connector design	female angled connector
Connector locking system	screw
Termination	screw clamp
Wire gauge (mm)	max. 1.50 mm <sup>2</sup> with ferrule / max. 2.50 mm <sup>2</sup> without ferrule
Wire gauge (AWG)	max. 16 with ferrule / max. 14 without ferrule
Cable outlet	8.0 - 13.0 mm
Upper limit temperature	85 °C
Lower limit temperature	- 40 °C
Customs tariff number	85369010
Packaging Unit	40

## Electrical values

Rated current (40 °C)	16 A
Rated voltage	63 V
Rated impulse voltage UL	1500 V
Rated impulse voltage	1500 V
Pollution degree	3
Overvoltage category	III
Insulating material group	I
Insulation resistance	> 10 <sup>10</sup> Ω
EMC compliance	not shielded
Degree of protection	IP67
Mechanical operation	> 100 Mating cycles

## Material

Contact material	CuZn (brass)
Contact plating	Au (gold)
Contact body material	PA (UL94 V-0)
Housing material	PA
REACH SVHC	CAS 7439-92-1 (Lead)

Product description	<b>M12-L female angled connector, Contacts: 4+FE, 8.0 - 13.0 mm, not shielded, screw clamp, IP67, M12x1.0, for the power supply</b>
Area	<b>M12-L series 823</b>
Order number	<b>99 0640 58 05</b>

## Security notices

The connectors are designed for use in plant, control system and electrical equipment. The end user is responsible for checking whether the connectors are suitable for use in other applications.

Connectors with degree of protection IP 67 and IP 68 are not suitable for use under water. When used outdoors, the connectors must be separately protected against corrosion. For further information about IP degrees of protection refer to 'Technical support' in the Download Centre.

To lock the cable connector to the equipment connector, the threaded ring is tightened until it is 'finger-tight' (approx. 50 cNm).